




Appendix A: CSA Performance Monitoring

Priority: Anti-Social Behaviour including Environmental

Lead: TBC

Proxy Measure / Indicator		Baseline '10/11	Apr - Mar		Diff.
			2010/11	2011/12	
Percentage of people who perceive a high level of ASB in their local area (KCVS) (Kent excluding Medway)		4.5%	as baseline	2.4%	▼ 2.1
<p>The percentage of people who perceive a high level of ASB in their local area has decreased across Kent with four districts (Dartford, Sevenoaks, Shepway and Tunbridge Wells) showing a slight increase in concern. The greatest improvement in perception of ASB has been reported in Thanet, with 2.3% of the population perceiving a high level of ASB compared to 11.2% in the previous year.</p> <p>A greater emphasis is now placed on a harm based approach to ASB and part of this is to monitor satisfaction levels via the ASB satisfaction survey. One of the key performance indicators (as referenced in the Policing Plan) is to increase the 'percentage of those reporting ASB who are satisfied with the overall service'. At year-end 2011/12, 78% of people were satisfied with the service with a target to increase this to 79.3% by the end of 2012/13.</p>					
Aims / Actions		Progress			
1	Countywide ASB Case Management system established to enable data sharing across all agencies of incidents and actions taken				
Develop a countywide case management system:- Piloted in a designated Area; and subsequently rolled-out countywide		A case management system is being developed with partner agency project management and financial support. Funding has been secured. The initial development phase will prepare a product description of what is needed, utilising knowledge/products from existing systems. Phase two will be to develop a sustainable in-house solution for both Police and Partner agencies. Consultation with partners regarding what needs to be recorded on the system has been undertaken and the development phase is continuing.			
2	Countywide ASB protocols established to ensure consistency in reporting and dealing with ASB issues across all agencies				
Develop a countywide multi-agency protocol agreed by all partners		A white paper has recently been published by the coalition government entitled 'Putting Victims First, More Effective Responses to Anti-Social Behaviour (ASB)', which provides an update on the proposed changes to the powers and tools available to tackle ASB. A report providing a summary of the changes will be presented to the KCSP in July 2012. The current draft protocols will be revised accordingly and it is currently proposed to consult and seek approval for the new protocols at the next KCSP meeting.			

Key to Progress against Actions:-

 Complete	 In Progress	 Incomplete
---	---	--

Appendix A: CSA Performance Monitoring

Priority: Domestic Abuse

Lead: Stuart Beaumont (Chair of Kent & Medway Domestic Abuse Strategy Group)

Proxy Measure / Indicator	Baseline '10/11	Jun - May		Diff.
		2010/11	2011/12	
Number of Domestic Abuse Incidents (Kent excluding Medway)	17,748	17,933	18,140	▲ 1.2%
% of repeat victims of Domestic Abuse (Kent excluding Medway)	23.8%	23.6%	23.9%	▲ 0.3
% of repeat MARAC cases (Multi-Agency Risk Assessment Conference) (Kent excluding Medway)	14.9%	15.4%	20.6%	▲ 3.7

At the end of the financial year 2011/12, the number of domestic abuse incidents reported to Kent Police increased in nine of the twelve districts/boroughs across Kent compared to the previous year, with Dartford, Gravesham and Swale showing a decrease. The most significant increase in both number and percentage of incidents during 2011/12 was in Ashford, Thanet and Tunbridge Wells, with Thanet also having the highest total number and frequency of incidents per 1,000 population.

In Kent over the last 12 months (Jun '11 – May '12) there have been 796 Multi-Agency Risk Assessment Conferences (MARACs) with 164 repeat cases (20.6%). Compared to the same period in the previous year there have been an additional 167 MARACs in Kent and an increase in the percentage of repeat cases from 15.4%. Approximately half of all referrals to the MARACs came from the Police, however, the number of referrals from other agencies continues to increase across Kent.

Please note, since the requirement to conduct Domestic Homicide Reviews (DHR) came into effect on 13th April 2011 seven Domestic Homicides have been commissioned across Kent and Medway. Five occurred in 2011/12 (3 in Kent and 2 in Medway) and at the time of writing this report a further two DHRs took place in Kent during the current year (2012/13). All seven cases are currently under review. In addition, East Sussex have completed a review which has recommendations for Kent based agencies.

Aims / Actions		Progress
3	Provide support to victims of domestic abuse through one generic pathway for all involved in domestic abuse to provide and access advice and support	
Create a website portal for all domestic abuse services for Kent and Medway	Funding has been secured from the Community Safety Fund; a multi-agency working group has been established; a developer has been commissioned; and development of the portal is well underway with initial testing in progress. The portal will be available later in the year.	
4	Protect victims of domestic abuse through support and development of specialist support services to help victims of domestic abuse through both criminal and civil justice routes.	
Ongoing training for staff; Increased provision of Specialist Domestic Violence Courts (SDVC); and Delivery of Parenting Information Programme (PIP)	<p>North Kent Specialist Domestic Violence Court (SDVC) opened at Medway Magistrates Court in Sept 2011. There is now an SDVC in all 3 Court Areas across Kent. All magistrates and court staff covering SDVCs have received specialist DA training. Ongoing training and further development of SDVCs is being monitored/implemented by the County SDVC Project Board.</p> <p>Rising Sun Domestic Violence and Abuse Support Service have developed and delivered a specialist DA parenting programme in Canterbury and are awaiting evaluation of the programme. The Families and Social Care (FSC) directorate is currently in process of commissioning domestic abuse childrens and families services.</p>	
5	Work with agencies to secure a sustainable level of financial and operational commitment to address domestic abuse issues.	
Establish a sustainable, domestic abuse budget with a centralised joint commissioning process	<p>A Task and Finish Group was established to look at issues of domestic abuse funding (specifically IDVA* funding). A report on IDVA commissioning has been completed and will be fed back to the KCSP group in July 2012.</p> <p>*IDVA – Independent Domestic Violence Advisors</p>	

Appendix A: CSA Performance Monitoring

Priority: Substance Misuse

Lead: Lesley Andrews (Head of Kent Drug and Alcohol Action Team)

Proxy Measure / Indicator		Baseline '10/11	Apr - Mar		Diff.
			2010/11	2011/12	
Number of drug users completing treatment successfully		896	as baseline	887	▼ 1%
Number of alcohol users completing treatment successfully		887	as baseline	958	▲ 8%
			Q1 2011/12	Q2 2011/12	
Proportion of drug users completing treatment successfully who do not re-present to treatment within 6 months.		N/A	83%	88%	▲ 5
Quarter 4 2011/12 experienced the highest number of drug users completing treatment successfully across the previous four quarters and there continues to be a strong performance of primary substance alcohol clients exiting treatment services free from dependence.					
Re-presentation reporting has recently been instigated by the National Treatment Agency and will be monitored as the information is increased. <i>Re-presentation reporting relates to those who have not re-presented to treatment within a 6 month period of successfully leaving treatment.</i>					
Aims / Actions		Progress			
6	Improve understanding of local prevalence of problematic drug use in Kent				
Central management and analysis of needle drops data, collected by each local authority and KCC waste management to assist with developing plans with local authorities and advising treatment providers on areas to target campaigns		Community Safety Partnerships (CSPs) continue to discuss actions and outcomes surrounding any drugs litter finds in their area, local commissioned treatment agencies ensure their involvement in resolving any problems. KDAAT will be liaising with Community Safety to improve the central collation of needle drops/drugs litter to allow analysis.			
7	Increase the uptake of substance misuse services available for people with drug and/or alcohol problems				
Work with local police custody suites to increase numbers of detainees, prioritising trigger offenders, referred into the Drug Intervention Programme (DIP) and Alcohol Arrest Referral Service. As well as working with Probation, IOMU and DIP to target prolific offenders and encourage them to access treatment and building targeted interventions for offenders in the community.		Drug Intervention Programme (DIP) workers continue to attend the relevant CSP meetings in their area. The number of referrals from DIP into structured treatment remain consistent from Q3 into Q4 however the proportion starting treatment intervention has increased by 5%.			
8	Increase the uptake of substance misuse services available for people with drug and/or alcohol problems				
Establish Alcohol and Cannabis Penalty Notice for Disorder (PND) diversion scheme		The diversion scheme is in place and running; KDAAT and Kent Police are monitoring activity and outcomes; reports will follow in Q1.			
9	Increase the uptake of substance misuse services available for people with drug and/or alcohol problems				
Community safety partnerships to promote and raise awareness of local substance misuse services		Commissioned Treatment Agencies continue to attend the relevant CSP meetings, promoting available services and referral routes, which in turn are promoted by the partner agencies attending the meetings.			

Appendix A: CSA Performance Monitoring

Priority: Acquisitive Crime

Lead: Steve Corbishley (Head of Partnership and Communities Command, Kent Police)

Proxy Measure / Indicator		Baseline '10/11	Jun - May		Difference
			2010/11	2011/12	
Level of Theft and Handling Stolen Goods (exc. Medway)		24,150	24,054	23,927	▼ 0.5%
Level of Domestic Burglary (exc. Medway)		4,354	4,281	4,381	▲ 2.3%
<p>The May figures show North and West Police Divisions (with Ashford and Sevenoaks leading) having the highest percentage increase in recorded crime for burglary dwelling. The force responded to the rise in burglaries by targeting high volume offences and offenders by way of the National Intelligence Model (NIM) processes and management through Tasking and Coordination on Divisions and at Force level. Active criminal targeting was carried out by each of the divisions, with the most prolific of these being supported at a Force level through additional support coordinated through the Force Tasking & Coordination Group (TCG). The high volumes of burglary dwelling experienced during October to December 2011 have since reduced, during April to May 2012 the force experienced a 1.3% reduction (-10 crimes) in burglary dwelling and a 4.2% reduction (-51 crimes) in Burglary other than dwelling.</p>					
Aim / Actions		Progress			
10	Reduce Burglary incidents both residential and non-residential				
Share information and target individuals committing crime; Increase security at vulnerable premises.		Crime Prevention Design Advisors (CPDA) now come under direct control of Kent Police Partnership and Communities Command. They are located in Community Safety Units across Kent. Extensive work is being progressed by the CPDA's in support of this action. In addition, Kent Police are prioritising Burglary in its county wide "STAY SAFE" campaigns. This included the Spring Campaign, and will continue in the Summer Campaign.			
11	Reduce levels of shoplifting and focus on prevention and deterrence.				
Provide advice on designing out crime; Pursue banning orders.		Crime Prevention Design Advisors as mentioned above continue to be a driving force in this action. In addition, we are in the process of training the majority of our Neighbourhood policing teams to be able to carry out crime prevention surveys in domestic household settings.			
12	Reduce theft of metal				
Participate in the metal days of action as lead by British Transport Police; Raise awareness with the public and educate Scrap Metal Dealers regarding the law; Raise awareness amongst the community and reduce the number of incidents of metal theft from places of worship and schools.		Kent Police continue to work with British Transport Police (BTP) and the national programme to tackle metal theft which has resulted in continued reductions. By way of example:- May 2012 compared to April 2012 saw a 43% reduction in such crimes and May 2012 compared to May 2011 saw a 62% reduction. 'Days of Action' continue on a monthly basis in Kent. In addition Kent Police have commenced a new project on metal theft reduction which is being led by a senior project manager in Kent Police.			

Appendix A: CSA Performance Monitoring

Priority: Violent Crime

Lead: Steve Corbishley (Head of Partnership and Communities Command, Kent Police)

Proxy Measure / Indicator		Baseline '10/11	Jun - May		Diff.
			2010/11	2011/12	
Level of Violent Crime (exc. Medway)		18,404	18,459	17,828	▼ 3.4%
Level of Violence against the Person (VAP) (exc. Medway)		16,630	16,731	16,007	▼ 4.3%
The largest percentage decreases in reported crime have occurred in Dartford, Tonbridge & Malling and Tunbridge Wells. Violent Crime continues to be a priority area of business and Kent Police are working extensively with the Night Time Economy (NTE) Business Community to continually reduce crime in this specific time frame. The Kent Community Alcohol Partnership is the largest of its kind in the country. The work of this partnership focuses on responsible attitudes to drinking, and this impacts on alcohol related violent crime.					
Aim / Actions		Progress			
13	Reduce alcohol related violence.				
Ensure premises are being managed in accordance with legislation and make them safer by design to reduce the risk of confrontation; Encourage the licensed trade to use polycarbonate drinks vessels and bottles,		The strong intervention by partners through the Kent Community Alcohol Partnership and via Licensing Officers has continued to contribute to a robust control and monitoring ethos in Kent. Awareness campaigns and requirements on licenses have produced a good take-up of safer drinking vessels. A conference aimed at raising awareness of the solutions to alcohol related issues took place on 22 nd June at Kent Police HQ. Over 100 people from across Kent and Medway attended this conference.			
14	Engage with young people as victims, citizens and offenders and share information in order to better understand the picture of violent crime involving young people.				
Progress youth engagement in schools and identify further media options for better communication with young people (e.g. social networking sites); Establish those young people who are at risk of becoming victims of violent crime and sexual exploitation and work with partners to take positive steps to divert them away from committing or becoming victims of violent crime.		80,000 students have been reached in the last two years with the Kent Police 'Is it worth it?' Anti-Social Behaviour School Tour. This message focuses on the impact of alcohol on ASB and on violent crime. This innovative school based programme continues in 2012 with the next tour taking place across schools in October 2012. A new initiative, known as STATUS (stay Safe and Tell Us) commenced in Spring 2012. This includes a safe online website for young people and 24 engagement events across the county in 2012/13. Full details can be viewed on www.thisisstatus.com			
15	To prevent first time offending, prevent re-offending and reduce the risk of young people becoming victims of violent crime.				
Use education, diversionary and restorative approaches where appropriate as well as enforcement to protect young people from those who unlawfully sell or supply them with alcohol.		This is daily business for Kent Police who actively target under age sales in conjunction with Trading Standards. It is a key element of the Kent Community Alcohol Partnership. We also continue to work with retailers to progress the Challenge 25 initiative. There remains a significant issue with parents giving alcohol to their children and we are working to address this. In addition, the problem of "proxy sales" (adult buying for child) continues.			

Appendix A: CSA Performance Monitoring

Priority: Road Safety

Lead: Steve Griffiths (Director Community Safety, Kent Fire and Rescue Service)

Proxy Measure / Indicator		Baseline (Jan-Dec '10)	May - Apr		Diff.
			2010/11	2011/12	
Number of all KSI casualties (Killed or seriously injured)		545	548	479	▼ 12.6%
<p>The overall KSI casualty figures have been on downward trend for a number of years now and this has continued so far into 2012. The most recent detailed analysis around trends and geographic hotspots was included in the RTC district profiles, these are currently being updated to reflect 2011 data. This showed that the CSPs with the most casualties per 10,000 population were Dartford followed by Ashford and that the ones with the least were Canterbury followed by Gravesham. For more detailed information including the identified priorities for each CSP please see the RTC district profiles.</p> <p><i>NB. All 2012 data is unvalidated and therefore subject to change - final figures will be released in April 2013</i></p>					
Aim / Actions		Progress			
16	Increase road safety amongst vulnerable and high risk road user groups				
Expand the License 2 kill programme; Promote road safety for powered 2 wheeled vehicles through programmes such as new fire bike; and Explore the possibility of establishing a Kent Road Safety Centre		Licence 2 Kill events being planned for delivery in November and has been expanded to include army recruits from Brompton Barracks The Firebike scheme has taken delivery of the new fire bike and is being used at events/courses alongside the existing fire bike and the new 'Biker Down' courses continue to be well received Preliminary work and discussions have taken place in regard to establishing a Kent and Medway road safety centre following the unanimous support previously received.			
17	Increase the opportunities for training for Kent's road users				
Increase the range of driver awareness courses available as an alternative to enforcement and penalties and improve the driver/rider training sessions		Various discussions have been held and research into other areas is underway and this is linked to establishing a Kent and Medway road safety centre			
18	Raise the profile of road safety amongst district and community safety groups				
Produce district profiles that detail high risk areas and individuals; Undertake a series of presentations to community safety groups to raise the importance of road safety and the impact it has on the Kent economy; and Expand Speed watch (parish led prevention activity)		District profiles have been completed and distributed to Community Safety Partnerships (CSPs) to help inform road safety actions within the CSPs. Meetings have also been undertaken with managers or co-ordinators from the CSPs to discuss/explain the profiles.			